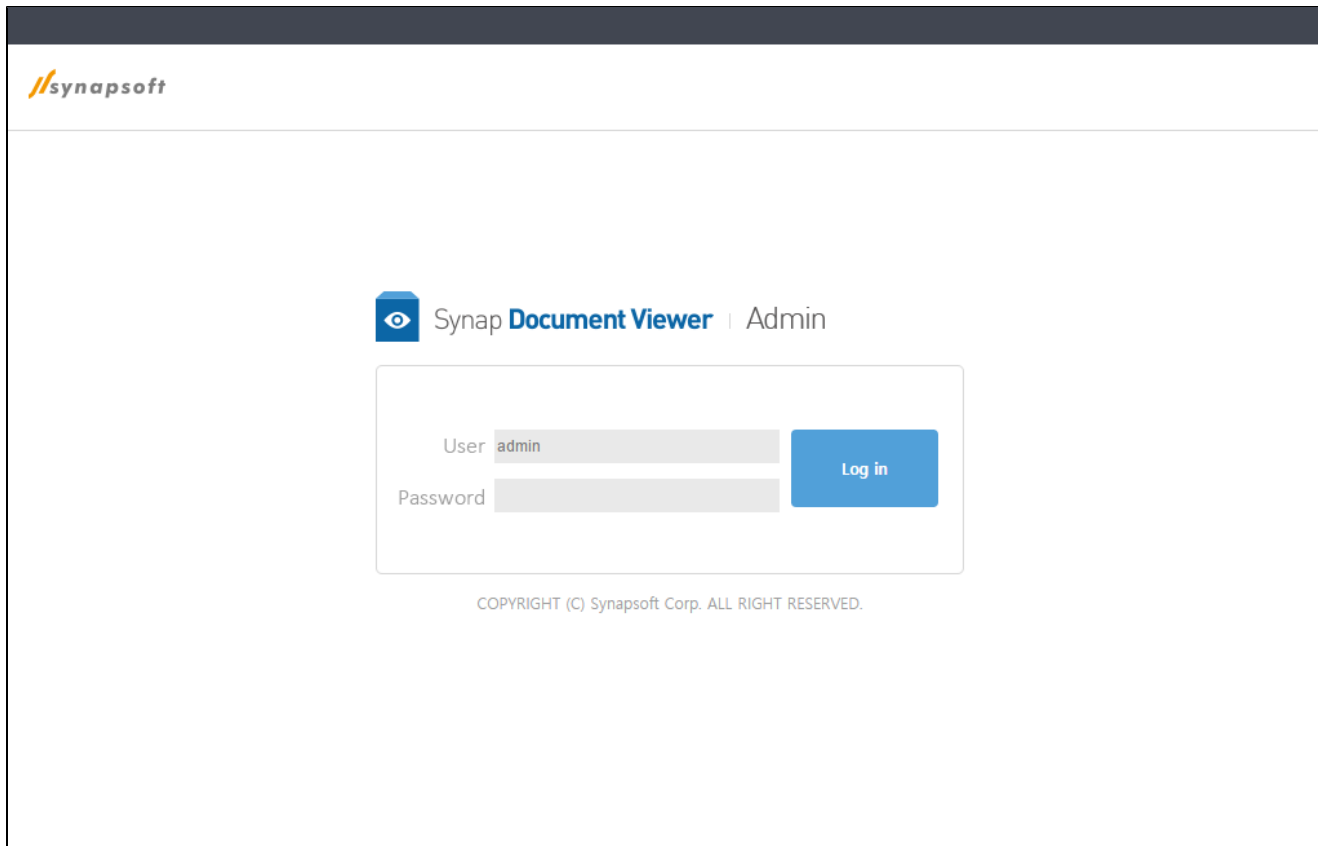


1.1 Screen composition

Login screen



- You can log in the administrator screen using the administrator information configured.

Administrator screen

Conversion request

All







Today

A week

A month

~

Search

Document ID	Conversion start	Conversion finish	Status	Error	Task command
 tgs1325a-351	2017-01-22 (07:12:08)	2017-01-22 (07:12:12)	Success	-	Try again Move Preview
 tgs325a-350	2017-01-22 (07:11:58)	2017-01-22 (07:11:59)	Success	-	Try again Move Preview
 tgs325a-35	2017-01-22 (07:11:40)	2017-01-22 (07:11:42)	Success	-	Try again Move Preview
 tgs345a-35	2017-01-22 (07:07:07)	2017-01-22 (07:07:07)	Success	-	Try again Move Preview
 tgs345a-35	2017-01-22 (07:06:52)	2017-01-22 (07:06:52)	Success	-	Try again Move Preview
 tgs345a-34	2017-01-22 (07:06:41)	2017-01-22 (07:06:43)	Success	-	Try again Move Preview

< 1 >

- **Conversion:** Conversion related configuration functions such as Configuration functions related to conversion such as default conversion method, number of concurrent processes, and timeout are provided.
- **Requests:** You can check the conversion request process status in a list format.
- **Statistics:** You can inquire period or format-specific statistical data for the conversion request.
- **Server settings:** Server status-related to configuration functions, such as server state, module version and update/restore, are provided.
- **Accounts:** You can change the password of the administrator account.
- **Help:** You can refer to help related to the content.